



CHERRY HILL TWP

2017-2018

County: CAMDEN
 Superintendent: DR. MELOCHE
 45 RANOLDO TERRACE
 PO BOX 5015
 CHERRY HILL, NJ 08034-0391
<https://www.chclc.org/>
 (856)429-5600 Ext. 4309

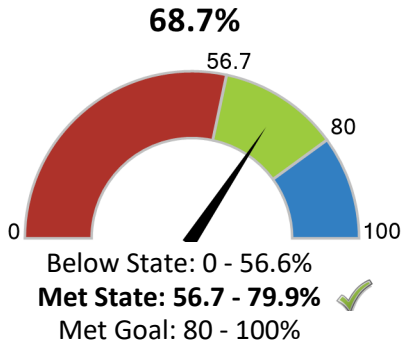
Total students: **10,950**

- Economically Disadvantaged: **19.7%**
- Students with Disabilities: **18.8%**
- English Learners: **3.3%**
- Grades offered: **PK-12**
- Student to Teacher Ratio: **13:1**
- Teacher Average Experience (years): **11.8**

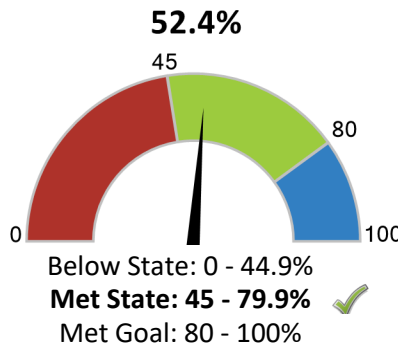
How did students perform on assessments?

Students that met or exceeded expectations on statewide assessments

English Language Arts



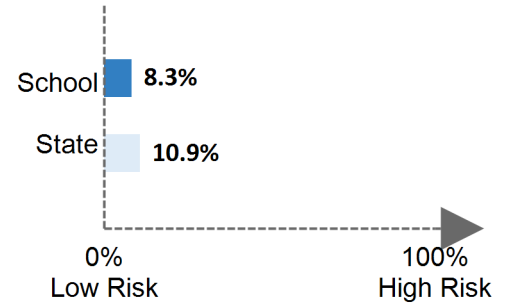
Math



Are students at risk?

Students that were absent for 10% or more of days enrolled

Chronic Absenteeism

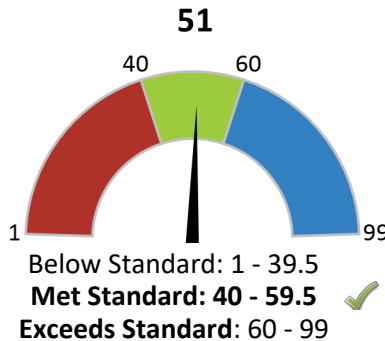


How does student growth compare to other students?

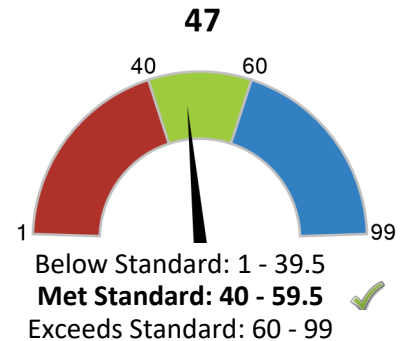
Median Student Growth Percentile

Each student gets a **student growth percentile** from 1 to 99 for English (4th to 8th grade) and Math (4th to 7th grade) that explains their progress compared to students who had similar test scores in the past. If the student growth percentiles for all students in the school are ordered from smallest to largest, the **median student growth percentile** is the percentile in the middle of that list.

English Language Arts



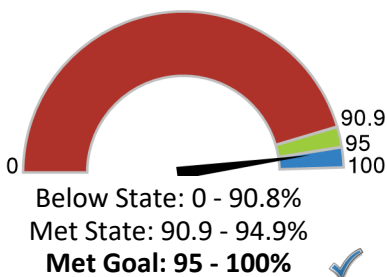
Math



Are students graduating?

4-year Graduation Rate

95.7%



Are students college and career ready?

AP/IB Courses:

48.9% of 11th and 12th graders enrolled (State = 34.9%)

Dual Enrollment Courses:

0.0% of 11th and 12th graders enrolled (State = 13.3%)

Industry-Valued Credentials:

0.0% of students earned (State = 0.9%)

College Enrollment:

86.6% of graduates enrolled (State = 77.9%)

How to use this report?

- Learn More about this district by viewing the [detailed report](#).
- Start Conversations with school community members and ask questions.
- Engage with your school communities to identify where schools are doing well and where they can improve.